

MICROLOOP

NYLON LOW LOOP PILE CARPET TILES

Description	Tiles	Tiles
Product Name	Microloop	Signal
Construction	Loop Pile Tile	Loop Pile Tile
Pile Content	100% Solution Dyed Nylon	100% Solution Dyed Nylon
Primary Backing	100% Non-Woven Polyester	100% Non-Woven Polyester
Secondary Backing	Modified Bitumen with Reinforcing Glass Fibre	Modified Bitumen with Reinforcing Glass Fibre
Tile Size	50cm x 50cm	50cm x 50cm
Pile Weight (±10%)	400g/m ²	520g/m ²
Total Weight (±10%)	3490g/m ²	3610g/m ²
Pile Height (±10%)	2.0mm	2.0mm
Total Height (±10%)	5.0mm	5.0mm
Gauge	1/12 th	1/12 th
Stitch Count	22677m ²	22677m ²
Thermal Resistance	0.034m ² /kw	0.034m ² /kw
Impact Sound Insulation	33db	33db
Sound Absorbtion	0.16 at 1,00Hz	0.16 at 1,00Hz
Permanent Antistatic	<2kv	<2kv
Tog Rating	0.39	0.39
Vertical Electrical Resistance	<10ohm	<10ohm
Castor Chair Rating	≥2.4	≥2.4
VOC	CRI Green Label Plus	CRI Green Label Plus
Wear Classification EN1307	33	33
Light Fastness	≥2.46	≥2.46
Rubbing/Dry Fastness	5	5
Rubbing/Wet Fastness	5	5
GUT No	-	-
Flammability	BS 4790 (Hot Metal Nut Test) Low radius of ignition BS EN 13501-1 Cfl-s1	

All weights and thickness quoted ± 10%. Due to batch variation, production material may vary in colour from samples shown in this folder.

Installation

All aspects of sub floor preparation and flooring installation must be carried out in accordance with BS 5325:2001 Code of Practice for Installation of Textile Floorcoverings. Sheet carpet should be fully adhered with approved adhesives. The products should be allowed to acclimatise for 24 hours at room temperature (15-20°C) prior to installation. We recommend that the tiles are installed by turning alternate tiles through 90° to obtain a chequerboard pattern and should be adhered with approved adhesives. During both planning and installation, consideration must be given to batch matching and pile direction. For further information contact the Rawson Carpet Solutions Sales Team.

Maintenance


A regular maintenance programme is always recommended. Use a suction type of vacuum cleaner for daily maintenance. Periodic shampooing and cleaning by a professional cleaning company should be carried out to keep floorcoverings in good condition. Do not use petrol or similar solvents on these products. It is strongly recommended that to prevent excessive flattening, cups and pads are used under heavy furniture and chair mats under castor chairs. With tile products, traffic paths can be avoided by interchanging tiles as necessary.

Environmental Information


- All Rawson carpet sheet and tile products are made in the UK.
- Wherever possible, raw materials are sourced in the UK.
- Continuous assessment and improvement of manufacturing process is implemented to minimise use of raw materials/power.
- Whenever possible manufacturing waste is recycled.



Heavy Contract



Recommended
Tile Layout



Recommended
Tile Layout



RAWSON
CARPET SOLUTIONS

Castle Bank Mills, Portobello Road, Wakefield, West Yorkshire, WF1 5PS

Tel: 01924 382860 Fax: 01924 366204

Email: rccsales@werawson.co.uk

www.rawsoncarpetsolutions.co.uk



MICROLOOP

NYLON LOW LOOP PILE CARPET TILES

Description	Tiles	Tiles
Product Name	Microloop	Signal
Construction	Loop Pile Tile	Loop Pile Tile
Pile Content	100% Solution Dyed Nylon	100% Solution Dyed Nylon
Primary Backing	100% Non-Woven Polyester	100% Non-Woven Polyester
Secondary Backing	Modified Bitumen with Reinforcing Glass Fibre	Modified Bitumen with Reinforcing Glass Fibre
Tile Size	50cm x 50cm	50cm x 50cm
Pile Weight (±10%)	400g/m ²	520g/m ²
Total Weight (±10%)	3490g/m ²	3610g/m ²
Pile Height (±10%)	2.0mm	2.0mm
Total Height (±10%)	5.0mm	5.0mm
Gauge	1/12 th	1/12 th
Stitch Count	22677m ²	22677m ²
Thermal Resistance	0.034m ² /kw	0.034m ² /kw
Impact Sound Insulation	33db	33db
Sound Absorbtion	0.16 at 1,00Hz	0.16 at 1,00Hz
Permanent Antistatic	<2kv	<2kv
Tog Rating	0.39	0.39
Vertical Electrical Resistance	<10ohm	<10ohm
Castor Chair Rating	≥2.4	≥2.4
VOC	CRI Green Label Plus	CRI Green Label Plus
Wear Classification EN1307	33	33
Light Fastness	≥2.46	≥2.46
Rubbing/Dry Fastness	5	5
Rubbing/Wet Fastness	5	5
GUT No	-	-
Flammability	BS 4790 (Hot Metal Nut Test) Low radius of ignition BS EN 13501-1 Cfl-s1	

All weights and thickness quoted ± 10%. Due to batch variation, production material may vary in colour from samples shown in this folder.

Installation

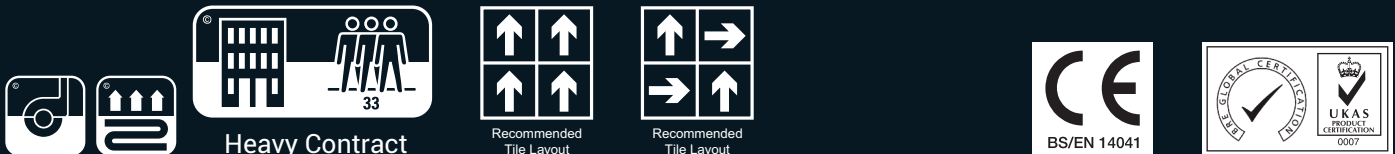
All aspects of sub floor preparation and flooring installation must be carried out in accordance with BS 5325:2001 Code of Practice for Installation of Textile Floorcoverings. Sheet carpet should be fully adhered with approved adhesives. The products should be allowed to acclimatise for 24 hours at room temperature (15-20°C) prior to installation. We recommend that the tiles are installed by turning alternate tiles through 90° to obtain a chequerboard pattern and should be adhered with approved adhesives. During both planning and installation, consideration must be given to batch matching and pile direction. For further information contact the Rawson Carpet Solutions Sales Team.

Maintenance

A regular maintenance programme is always recommended. Use a suction type of vacuum cleaner for daily maintenance. Periodic shampooing and cleaning by a professional cleaning company should be carried out to keep floorcoverings in good condition. Do not use petrol or similar solvents on these products. It is strongly recommended that to prevent excessive flattening, cups and pads are used under heavy furniture and chair mats under castor chairs. With tile products, traffic paths can be avoided by interchanging tiles as necessary.

Environmental Information

- All Rawson carpet sheet and tile products are made in the UK.
- Wherever possible, raw materials are sourced in the UK.
- Continuous assessment and improvement of manufacturing process is implemented to minimise use of raw materials/power.
- Whenever possible manufacturing waste is recycled.



Castle Bank Mills, Portobello Road, Wakefield, West Yorkshire, WF1 5PS

Tel: 01924 382860 Fax: 01924 366204

Email: rccsales@werawson.co.uk

www.rawsoncarpetsolutions.co.uk

