

JAZZ

HEAVY CONTRACT LOOP PILE CARPET TILES

Description	Test Standard	Tiles	
Product Name	-	Jazz & Jazz Lines	Jazz Cut
Construction	-	Tufted Loop Pile	Tufted Cut Pile
Fibre Type	-	100% SD Meraklon Nylon	100% SD Meraklon Nylon
Primary Backing	-	100g/m ²	100g/m ²
Secondary Backing	-	750g/m ²	750g/m ²
Backing Material	-	Bitumen Plus Non-Woven Fleece 3000g/m ²	Bitumen Plus Non-Woven Fleece 3000g/m ²
Pile Weight (±10%)	-	500g/m ²	800g/m ²
Total Weight (±10%)	-	4300g/m ²	4600g/m ²
Pile Height (±10%)	-	3.5mm	3.5mm
Total Thickness (±10%)	-	6mm	6mm
Stitch Rate	-	43.50/10cm	43.50/10cm
Stitch Density	BS 8493:2008	171,260 tufts/m ²	171,260 tufts/m ²
Dimensions	BS 4939/ISO 3416	50 x 50cm	50 x 50cm
Tiles per Box	BS ISO 2094	20 (5m ²)	20 (5m ²)
Stroll Test	BS ISO 6356	Less than 2kv	Less than 2kv
Colour Fastness: Light	BS EN ISO 105-B02	Grade 6 (Scale 1 bad to 8 good)	Grade 6 (Scale 1 bad to 8 good)
Colour Fastness: Shampoo	BS 1006-UK-TB	Grade 4-5	Grade 4-5
Colour Fastness: Rub	BS EN 105-X12	Grade 4-5	Grade 4-5
Colour Fastness: Water	BS EN 105-E01	Grade 4-5	Grade 4-5
Hot Metal Nut	BS 4790	Low radius char	Low radius char
Castor Chair Rating	BS EN 985A	Pass r = 2.8	Pass r = 2.8
Dimensional Stability	DIN 54318	Pass	Pass

All weights and thickness quoted ± 10%. Due to batch variation, production material may vary in colour from samples shown in this folder.

Installation


All aspects of sub floor preparation and flooring installation must be carried out in accordance with BS 5325:2001 Code of Practice for Installation of Textile Floorcoverings. Sheet carpet should be fully adhered with approved adhesives. The products should be allowed to acclimatise for 24 hours at room temperature (15-20°C) prior to installation. We recommend that the tiles are installed by turning alternate tiles through 90° to obtain a chequerboard pattern and should be adhered with approved adhesives. During both planning and installation, consideration must be given to batch matching and pile direction. For further information contact the Rawson Carpet Solutions Sales Team.

Maintenance


A regular maintenance programme is always recommended. Use a suction type of vacuum cleaner for daily maintenance. Periodic shampooing and cleaning by a professional cleaning company should be carried out to keep floorcoverings in good condition. Do not use petrol or similar solvents on these products. It is strongly recommended that to prevent excessive flattening, cups and pads are used under heavy furniture and chair mats under castor chairs. With tile products, traffic paths can be avoided by interchanging tiles as necessary.

Environmental Information


- Rawson products achieve either A or A+ across BREEAM defined building regulations. For specific rating, please refer to www.breem.co.uk
- All Rawson carpet sheet and tile products are made in the UK.
- Wherever possible, raw materials are sourced in the UK.
- Continuous assessment and improvement of manufacturing process is implemented to minimise use of raw materials/power.
- Whenever possible manufacturing waste is recycled.



Heavy Contract



Recommended Tile Layout



Recommended Tile Layout



Castle Bank Mills, Portobello Road, Wakefield, West Yorkshire, WF1 5PS

Tel: 01924 382860 Fax: 01924 366204

Email: rccsales@werawson.co.uk

www.rawsoncarpetsolutions.co.uk



JAZZ

HEAVY CONTRACT LOOP PILE CARPET TILES

Description	Test Standard	Tiles	
Product Name	-	Jazz & Jazz Lines	Jazz Cut
Construction	-	Tufted Loop Pile	Tufted Cut Pile
Fibre Type	-	100% SD Meraklon Nylon	100% SD Meraklon Nylon
Primary Backing	-	100g/m ²	100g/m ²
Secondary Backing	-	750g/m ²	750g/m ²
Backing Material	-	Bitumen Plus Non-Woven Fleece 3000g/m ²	Bitumen Plus Non-Woven Fleece 3000g/m ²
Pile Weight (±10%)	-	500g/m ²	800g/m ²
Total Weight (±10%)	-	4300g/m ²	4600g/m ²
Pile Height (±10%)	-	3.5mm	3.5mm
Total Thickness (±10%)	-	6mm	6mm
Stitch Rate	-	43.50/10cm	43.50/10cm
Stitch Density	BS 8493:2008	171,260 tufts/m ²	171,260 tufts/m ²
Dimensions	BS 4939/ISO 3416	50 x 50cm	50 x 50cm
Tiles per Box	BS ISO 2094	20 (5m ²)	20 (5m ²)
Stroll Test	BS ISO 6356	Less than 2kv	Less than 2kv
Colour Fastness: Light	BS EN ISO 105-B02	Grade 6 (Scale 1 bad to 8 good)	Grade 6 (Scale 1 bad to 8 good)
Colour Fastness: Shampoo	BS 1006-UK-TB	Grade 4-5	Grade 4-5
Colour Fastness: Rub	BS EN 105-X12	Grade 4-5	Grade 4-5
Colour Fastness: Water	BS EN 105-E01	Grade 4-5	Grade 4-5
Hot Metal Nut	BS 4790	Low radius char	Low radius char
Castor Chair Rating	BS EN 985A	Pass r = 2.8	Pass r = 2.8
Dimensional Stability	DIN 54318	Pass	Pass

All weights and thickness quoted ± 10%. Due to batch variation, production material may vary in colour from samples shown in this folder.

Installation

All aspects of sub floor preparation and flooring installation must be carried out in accordance with BS 5325:2001 Code of Practice for Installation of Textile Floorcoverings. Sheet carpet should be fully adhered with approved adhesives. The products should be allowed to acclimatise for 24 hours at room temperature (15-20°C) prior to installation. We recommend that the tiles are installed by turning alternate tiles through 90° to obtain a chequerboard pattern and should be adhered with approved adhesives. During both planning and installation, consideration must be given to batch matching and pile direction. For further information contact the Rawson Carpet Solutions Sales Team.

Maintenance

A regular maintenance programme is always recommended. Use a suction type of vacuum cleaner for daily maintenance. Periodic shampooing and cleaning by a professional cleaning company should be carried out to keep floorcoverings in good condition. Do not use petrol or similar solvents on these products. It is strongly recommended that to prevent excessive flattening, cups and pads are used under heavy furniture and chair mats under castor chairs. With tile products, traffic paths can be avoided by interchanging tiles as necessary.

Environmental Information


- Rawson products achieve either A or A+ across BREEAM defined building regulations. For specific rating, please refer to www.breeam.co.uk
- All Rawson carpet sheet and tile products are made in the UK.
- Wherever possible, raw materials are sourced in the UK.
- Continuous assessment and improvement of manufacturing process is implemented to minimise use of raw materials/power.
- Whenever possible manufacturing waste is recycled.



Heavy Contract



Recommended Tile Layout



Recommended Tile Layout



BS/EN 14041



Castle Bank Mills, Portobello Road, Wakefield, West Yorkshire, WF1 5PS

Tel: 01924 382860 Fax: 01924 366204

Email: rccsales@werawson.co.uk

www.rawsoncarpetsolutions.co.uk

